

# GOb2b App

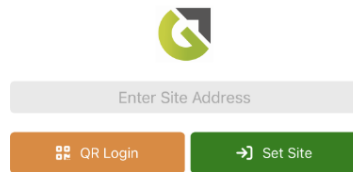
## Getting Started



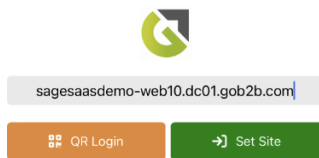
Your site has now been set up with the GOb2b App.

To access, simply go to the App Store for iOS or Google Play Store for Android and search for GOb2b. The App you need has our logo and it is free so all you need to do is install it.

Next, launch the App and allow it access to your phone's Camera and allow Notifications.



Then, enter the address of your website:



Press "Set Site":



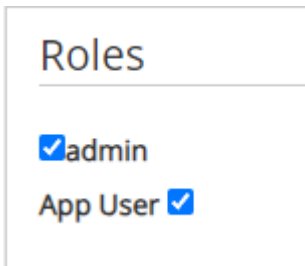
Login with your website username and password:



You should then see your App!

## Letting Someone Else Have a Look

You have been given 1 Agent user licence and 0 Purchaser licenses so the first person to log in as an Agent will be assigned the available licence. You can reassign the Agent licence around by editing the Agent in the Admin section:

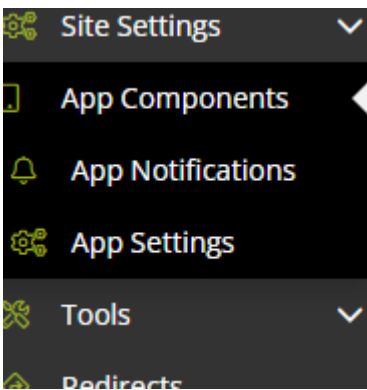


If you think some of your customers would like to trial the GOB2b Branded App, then get in touch with Emma ([emma.chubb@gob2b.com](mailto:emma.chubb@gob2b.com)) to discuss.

## Notifications

You can send Notification to your users. Notifications are 10 times more likely to be read than an email.

Go to your Admin Section and select App Notifications from the Menu:



Click 'New Notification'

Fill in the Title and Body of the Message and Click – 'Save Changes'. The message will appear on your phone in a few seconds. If you want to send the message at a later time, you can schedule it.

## Scanner

If you do a Search in the App, you will see that there is an option to use the scanner if you have barcodes set up in your GOB2b platform. If you have do not have barcodes set up, then this can be arranged, via your accounts system.

The standard scanner component we are using is an open-source product. In testing, we have found it is effective on clear barcodes using devices with good cameras. **However, it is not suitable for rapid scanning used when restocking.**

There is a Premium version of the App available, with a commercial scanning component, which is very effective for rapid scanning on all devices. The Premium version will be cost 75p extra per user per month at all price points to cover the cost of the commercial licensing.

If you think you need rapid scanning, we can arrange for a trial version of the Premium App so you can assess if it meets your needs.

# Pricing

## Standard GOb2b Branded App

GOb2b Brand and Logo in the App Store – *Your Company Logo once logged in:*

- No Setup fees
- 100 Purchaser User Bundles £100 pcm
- 500 Purchaser User Bundles £250 pcm
- 1 Agent Free
- 5 Agent User Bundles £100pcm
- Unlimited Agent Users £300pcm

## Your Company Branding

The App with your Company Name and Logo in the App Stores:

- £1,000 Setup
- 250 Purchaser User Bundles £250pcm
- Unlimited Purchaser Users £1,000pcm
- 1 Agent Free
- 5 Agent User Bundles £100pcm
- Unlimited Agent Users £300pcm